



LOCATION		DATE
PREPARED BY		QUANTITY
COMMENTS		FIXTURE TYPE
CATALOG NUMBER		

Celeste LED Pendant CLSP Series



Features

Perimeter illumination. Includes 9 ft. adjustable cable.
For use in kitchen, dining, foyers or anywhere general lighting is needed.
Provides lighting in residential, commercial and hospitality applications.
This fixture mounts to a standard junction box (not included).

Construction

Extruded aluminum housing. The canopy fits over a standard junction box.
Power supply connections must be made inside a junction box (not included).

Finish

Black, Light Antique Brass or Satin Nickel finish.

Diffuser

White acrylic diffuser.

Electrical

Input 120-277 VAC 60 HZ.
Compatible with residential (TRIAC/ELV) and commercial (0-10V) dimmers.
TRIAC and ELV dimming only at 120 VAC.

LED

Integrated LED modules capable of producing:
31W = 780 delivered lumens
40W = 1060 delivered lumens
Selectable 2700K, 3000K, 3500K, 4000K, 5000K (CCT).
Rated for 50,000 Hrs., 90 CRI.

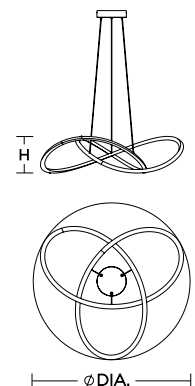
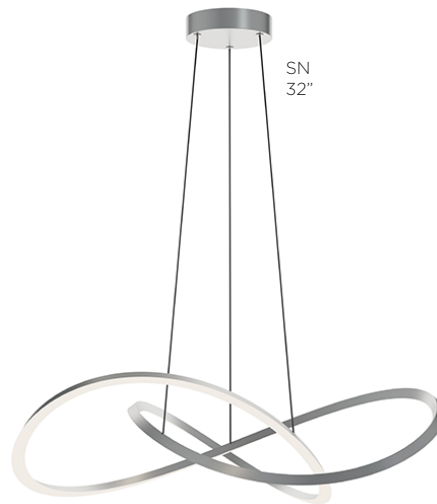
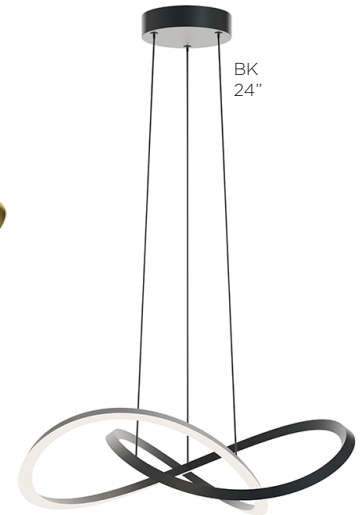
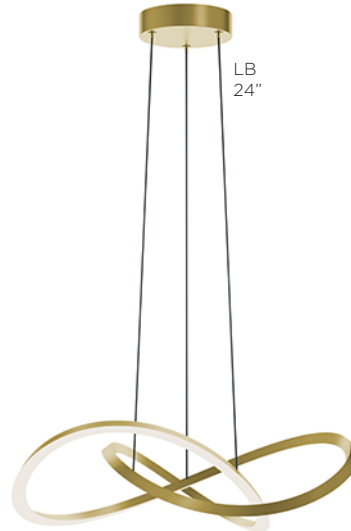
Certification

All fixtures are cETLus listed for indoor damp locations.
Title 24/JA8 Compliant

Warranty

Limited warranty: This fixture is free from defects in materials and workmanship for a period of 5 years from date of purchase.

Specifications and dimensions
subject to change without notice.



Ordering Information:

Black	Light Antique Brass	Satin Nickel	LED	Delivered Lumens	Adjustable CCT	DIA.	H
CLSP24LAJUDBK	CLSP24LAJUDLB	CLSP24LAJUDSN	31W	780	2700K/3000K/3500K/4000K/5000K	23-5/8"	5-3/4"
CLSP32LAJUDBK	CLSP32LAJUDLB	CLSP32LAJUDSN	40W	1060	2700K/3000K/3500K/4000K/5000K	31-1/2"	7-1/4"