



LOCATION		DATE
PREPARED BY		QUANTITY
COMMENTS		FIXTURE TYPE
CATALOG NUMBER		

Tuck Low profile recessed down light TUCF Series

Features

Low profile recessed down light. Can be used in various applications including corridors, closets, bath, hallway, kitchen or anywhere general lighting is needed.



Construction

Spring mounted. Extends only .17" from ceiling. Mounting template included. Power supply connections are made inside the remote driver box.

Finish

White housing.

Diffuser

White acrylic diffuser.

Electrical

Direct wire to remote driver rated for 120 VAC. The driver is dimmable down to 10% of full scale with a 2-wire (TRIAC) or electronic low voltage (ELV) dimmer switch.

LED

Integrated LED modules capable of producing:
 10W = 900 source lumens, 700 delivered lumens
 13W = 1170 source lumens, 900 delivered lumens
 2700/3000K/3500/4000K/5000K Adjustable CCT
 Rated for 50,000 Hrs., 90 CRI.

Certification:

cETLus listed for indoor damp locations.
 IC rated
 ENERGY STAR® Qualified
 Title 24/JA8 Compliant
 Wet location rated for indoor use. Outdoor wet location rated for covered ceiling mount applications ONLY (not recommended for any other outdoor use).
 Suitable for use in clothes closets when installed in accordance with the NEC 410.16 spacing requirements.

Mounting Brackets - Sold Separately

1060705 - Mounting bracket for 4 in. recessed downlight
 1060706 - Mounting bracket for 6 in. recessed downlight

Limited Warranty:

Limited warranty: This fixture is free from defects in materials and workmanship for a period of 5 years from date-of-purchase.

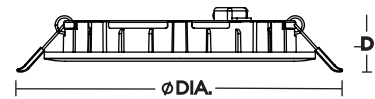
Specifications and dimensions subject to change without notice.




TUCF04LAJD1WH




TUCF06LAJD1WH



Mounting Brackets



1060705
Mounting bracket for
4 in. recessed downlight



1060706
Mounting bracket for
6 in. recessed downlights

Ordering Information:

White	LED	Source Lumens	Delivered Lumens	Adjustable CCT	DIA.	D
TUCF04LAJD1WH (Equivalent to a 4" can)	10W	900	700	2700K/3000K/3500K/4000K/5000K	5"	1"
TUCF06LAJD1WH (Equivalent to a 6" can)	13W	1170	900	2700K/3000K/3500K/4000K/5000K	6-7/8"	1"