



LOCATION		DATE
PREPARED BY		QUANTITY
COMMENTS		FIXTURE TYPE
CATALOG NUMBER		

## Cass Linear LED Pendant CSSP Series

### Features

This pendant features four-sided illumination with a white acrylic diffuser. Includes a 9 ft. adjustable cord. For use in kitchen, dining, or anywhere general lighting is needed. Provides lighting in residential, commercial and hospitality applications. This fixture mounts to a standard junction box (not included).

### Construction

Extruded aluminum housing. The canopy fits over a standard junction box. Canopy dimensions - 15.8" x 4.7" x 1.6"  
Power supply connections must be made inside a junction box (not included).

### Finish

Black (black cord), Gold (clear cord) or Satin Nickel (clear cord) finish.

### Diffuser

White acrylic diffuser.

### Electrical

Input 120 VAC 60 HZ.  
Compatible with TRIAC and ELV dimmers.

### LED

Integrated LED modules capable of producing:  
38W = 4000 source lumens, 2940 delivered lumens  
3000K (CCT). Rated for 50,000 Hrs., 90 CRI.

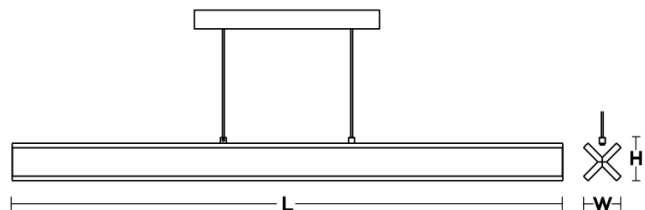
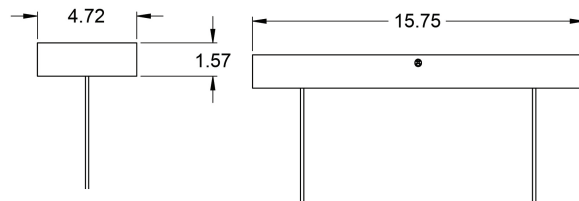
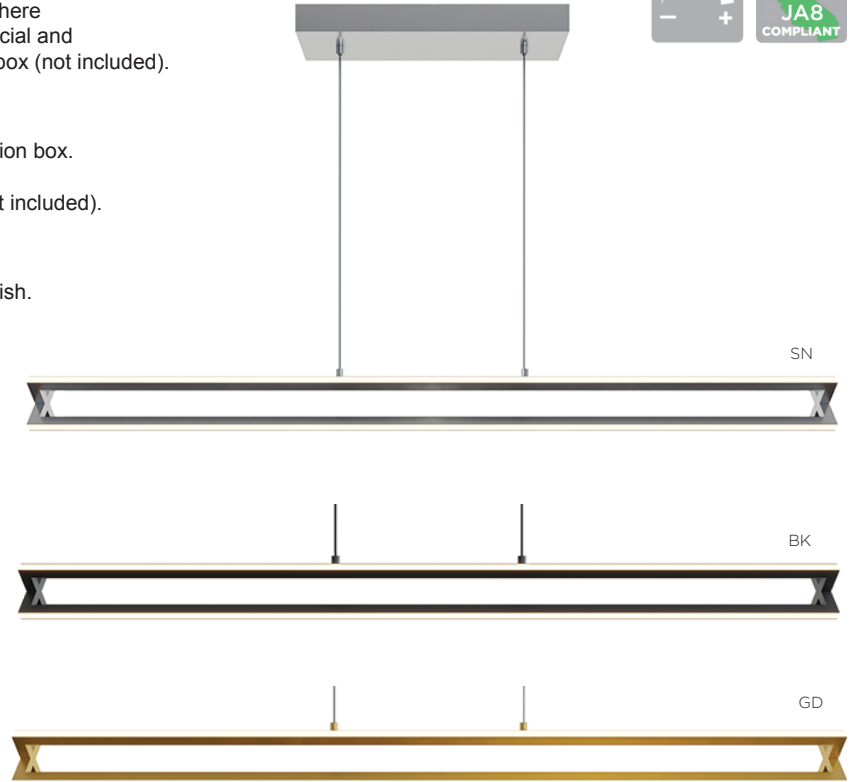
### Certification

All fixtures are cETLus listed for indoor damp locations.  
Title 24/JA8 compliant.

### Warranty

Limited warranty: This fixture is free from defects in materials and workmanship for a period of 5 year from date of purchase.

**Specifications and dimensions  
subject to change without notice.**



## Ordering Information:

Black	Gold	Satin Nickel	LED	Source Lumens	Delivered Lumens	CCT	L	W	D
CSSP0448L30D1BK	CSSP0448L30D1GD	CSSP0448L30D1SN	38W	4000	2940	3000K	48"	4"	4"